

2025 April – September GARBAGE CALENDAR Yachimata city

Please know trash, put it in a designation bag and take it out to a garbage collection place by 8:30am

How to Separate and Dispose Garbage →



✉ clean_c@city.yachimata.lg.jp

☎ 043-443-6937



April

sun	mon	tue	wed	thu	fri	sat
		1 Cans Waste paper A	2 Burnable garbage	3 Plastic packaging	4 Burnable garbage	5 Waste paper B
6	7 Burnable garbage	8 Metals Waste paper C	9 Burnable garbage	10 Non-burnable g Dry batteriesA・B	11 Burnable garbage	12 PET bottles Waste paper D
13	14 Burnable garbage	15 Cans Waste paper A	16 Burnable garbage	17 Plastic packaging	18 Burnable garbage	19 Waste paper B
20	21 Burnable garbage	22 Glass bottles Waste paper C	23 Burnable garbage	24 Plastic p Dry batteriesC・D	25 Burnable garbage	26 PET bottles Waste paper D
27	28 Burnable garbage	29	30 Burnable garbage			

June

sun	mon	tue	wed	thu	fri	sat
1	2 Burnable garbage	3 Cans Waste paper A	4 Burnable garbage	5 Plastic packaging	6 Burnable garbage	7 Waste paper B
8	9 Burnable garbage	10 Metals Waste paper C	11 Burnable garbage	12 Non-burnable g Dry batteriesA・B	13 Burnable garbage	14 PET bottles Waste paper D
15	16 Burnable garbage	17 Cans Waste paper A	18 Burnable garbage	19 Plastic packaging	20 Burnable garbage	21 Waste paper B
22	23 Burnable garbage	24 Glass bottles Waste paper C	25 Burnable garbage	26 Plastic p Dry batteriesC・D	27 Burnable garbage	28 PET bottles Waste paper D
29	30 Burnable garbage					

August

sun	mon	tue	wed	thu	fri	sat
					1 Burnable garbage	2 Waste paper B
3	4 Burnable garbage	5 Cans Waste paper A	6 Burnable garbage	7 Plastic packaging	8 Burnable garbage	9 PET bottles Waste paper D
10	11 Burnable garbage	12 Metals Waste paper C	13 Burnable garbage	14 Non-burnable g Dry batteriesA・B	15 Burnable garbage	16 Waste paper B
17	18 Burnable garbage	19 Cans Waste paper A	20 Burnable garbage	21 Plastic packaging	22 Burnable garbage	23 PET bottles Waste paper D
24/31	25 Burnable garbage	26 Glass bottles Waste paper C	27 Burnable garbage	28 Plastic p Dry batteriesC・D	29 Burnable garbage	30

May

sun	mon	tue	wed	thu	fri	sat
				1 Plastic packaging	2 Burnable garbage	3 Waste paper B
4	5	6 Cans Waste paper A	7 Burnable garbage	8 Non-burnable g Dry batteriesA・B	9 Burnable garbage	10 PET bottles Waste paper D
11	12 Burnable garbage	13 Metals Waste paper C	14 Burnable garbage	15 Plastic packaging	16 Burnable garbage	17 Waste paper B
18	19 Burnable garbage	20 Cans Waste paper A	21 Burnable garbage	22 Plastic p Dry batteriesC・D	23 Burnable garbage	24 PET bottles Waste paper D
25	26 Burnable garbage	27 Glass bottles Waste paper C	28 Burnable garbage	29 Non-burnable g	30 Burnable garbage	31

July

sun	mon	tue	wed	thu	fri	sat
		1 Cans Waste paper A	2 Burnable garbage	3 Plastic packaging	4 Burnable garbage	5 Waste paper B
6	7 Burnable garbage	8 Metals Waste paper C	9 Burnable garbage	10 Non-burnable g Dry batteriesA・B	11 Burnable garbage	12 PET bottles Waste paper D
13	14 Burnable garbage	15 Cans Waste paper A	16 Burnable garbage	17 Plastic packaging	18 Burnable garbage	19 Waste paper B
20	21 Burnable garbage	22 Glass bottles Waste paper C	23 Burnable garbage	24 Plastic p Dry batteriesC・D	25 Burnable garbage	26 PET bottles Waste paper D
27	28 Burnable garbage	29 Cans	30 Burnable garbage	31 Non-burnable g		

September

sun	mon	tue	wed	thu	fri	sat
	1 Burnable garbage	2 Cans Waste paper A	3 Burnable garbage	4 Plastic packaging	5 Burnable garbage	6 Waste paper B
7	8 Burnable garbage	9 Metals Waste paper C	10 Burnable garbage	11 Non-burnable g Dry batteriesA・B	12 Burnable garbage	13 PET bottles Waste paper D
14	15 Burnable garbage	16 Cans Waste paper A	17 Burnable garbage	18 Plastic packaging	19 Burnable garbage	20 Waste paper B
21	22 Burnable garbage	23 Glass bottles Waste paper C	24 Burnable garbage	25 Plastic p Dry batteriesC・D	26 Burnable garbage	27 PET bottles Waste paper D
28	29 Burnable garbage	30 Cans				

【The explanation of terminology and the color】

Burnable garbage	WHITE	
Non-burnable g	RED	Non-burnable garbage
Cans	GREEN	
Glass bottles	YELLOW	
Plastic packaging	TRANSPARENCE	Plastic containers and packaging
PET bottles	BLUE	
Waste paper A・B・C・D AREA		Newspapers,magazines and cardboad etc.
Metals	VIOLET	Metals.Small electric goods.Hard plastic
Dry batteries	ORANGE	

【The collection day of a waste paper,a dry battery and a fluorescent light and the area】

Partition	Waste paper	Dry batteries	The AREA
A AREA	1st,3rd Tuesdays	2nd Thursdays	八街ほ1～209、ほ210、ほ212～215、ほ211、ほ216～421、ほ422～684、ほ253、ほ599 八街ほ610、ほ611、ほ821～868、ほ969～1026、ほ43～44、八街に1～138、に139～184 八街に185～251、に252～350、に446～463、に464ー3、沖渡、大木
B AREA	1st,3rd Saturdays	2nd Thursdays	八街は、朝日、文達、雁丸、榎戸、泉台
C AREA	2st4rd Tuesdays	4th Thursdays	八街ほ685～820、ほ801ー1、八街ろ、八街い、富山、大関、みどり台、希望ヶ丘
D AREA	2st4rd Saturdays	4th Thursdays	八街ほ1028～1049、八街へ、木原 四木、滝台、山田台、沖、大谷流、小谷流、根古谷、岡田、用草、勢田、東吉田、吉倉、砂、上砂



How to Separate and Dispose Garbage

Yachimata City









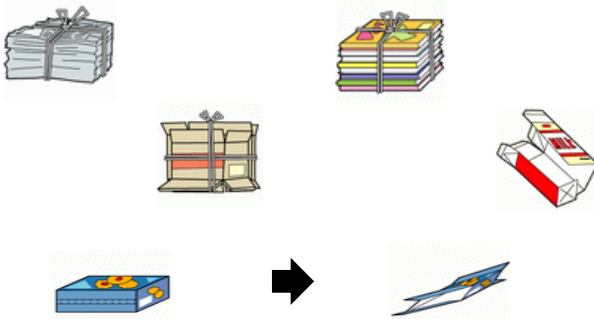


GARBAGE CALENDAR →



clean_c@city.yachimata.lg.jp

☎ 043 - 443 - 6937

Bring the designated bag to the garbage collection site by 8:30. (Up to 5 bags at a time)

The designation bag	The collection day	Illustration
Burnable garbage (WHITE)	Mondays, Wednesdays, Fridays	 Please cut the branches in the garden to 50 cm. (30 centimeters in diameter tied with string)
Non-burnable garbage (RED)	2nd,5th Thursdays	 Glass, pottery bowl, plate, flowerpot Please bring items that do not fit in a bag to the Clean Center.
Cans (GREEN)	1st,3rd,5th Tuesdays	 Empty the spray can (make a hole)
Glass bottles (YELLOW)	4th Tuesdays	 Please separate bottle lids by type.
Plastic containers and packaging (TRANSPARENCE)	1st,3rd,4th Thursdays	 with a plastic mark
PET bottles (BLUE)	2nd,4th Saturdays	 Please remove the lid and label and put it in a bag
Waste paper Newspapers, magazines and cardboard etc.	Twice a month on the area	 Fold the cardboard and tie it with string Tie the books together with a string put the paper in a paper bag
Metals Metals.Small electric goods.Hard plastic (VIOLET)	2nd Tuesdays	 Please remove the batteries from small home appliances Please bring items that do not fit in a bag to the Clean Center.
Dry batteries Fluorescent lights lighter (ORANGE)	Once a month on the area	 Please put the battery in an orange bag or a transparent bag. Please bind the fluorescent lamp with a string. Remove the gas from the lighter and disassemble it.