



Please know trash, put it in a designation bag and take it out to a garbage collection place by 8:30am

How to Separate and Dispose Garbage →



clean_c@city.yachimata.lg.jp

043-443-6937

October

sun	mon	tue	wed	thu	fri	sat
			1	2	3	4
			Burnable garbage	Plastic packaging	Burnable garbage	Waste paper B
5	6	7	8	9	10	11
	Burnable garbage	Cans Waste paper A	Burnable garbage	Non-burnable g Dry batteriesA・B	Burnable garbage	PET bottles Waste paper D
12	13	14	15	16	17	18
		Metals Waste paper C	Burnable garbage	Plastic packaging	Burnable garbage	Waste paper B
19	20	21	22	23	24	25
	Burnable garbage	Cans Waste paper A	Burnable garbage	Plastic p Dry batteriesC・D	Burnable garbage	PET bottles Waste paper D
26	27	28	29	30	31	
	Burnable garbage	Glass bottles Waste paper C	Burnable garbage	Non-burnable g	Burnable garbage	

December

sun	mon	tue	wed	thu	fri	sat
	1	2	3	4	5	6
	Burnable garbage	Cans Waste paper A	Burnable garbage	Plastic packaging	Burnable garbage	Waste paper B
7	8	9	10	11	12	13
	Burnable garbage	Metals Waste paper C	Burnable garbage	Non-burnable g Dry batteriesA・B	Burnable garbage	PET bottles Waste paper D
14	15	16	17	18	19	20
	Burnable garbage	Cans Waste paper A	Burnable garbage	Plastic packaging	Burnable garbage	Waste paper B
21	22	23	24	25	26	27
	Burnable garbage	Glass bottles Waste paper C	Burnable garbage	Plastic p Dry batteriesC・D	Burnable garbage	PET bottles Waste paper D
28	29	30	31			
	Burnable garbage					

February

sun	mon	tue	wed	thu	fri	sat
1	2	3	4	5	6	7
	Burnable garbage	Cans Waste paper A	Burnable garbage	Plastic packaging	Burnable garbage	Waste paper B
8	9	10	11	12	13	14
	Burnable garbage	Metals Waste paper C		Non-burnable g Dry batteriesA・B	Burnable garbage	PET bottles Waste paper D
15	16	17	18	19	20	21
	Burnable garbage	Cans Waste paper A	Burnable garbage	Plastic packaging	Burnable garbage	Waste paper B
22	23	24	25	26	27	28
		Glass bottles Waste paper C	Burnable garbage	Plastic p Dry batteriesC・D	Burnable garbage	PET bottles Waste paper D

November

sun	mon	tue	wed	thu	fri	sat
						1
						Waste paper B
2	3	4	5	6	7	8
		Cans Waste paper A	Burnable garbage	Plastic packaging	Burnable garbage	PET bottles Waste paper D
9	10	11	12	13	14	15
	Burnable garbage	Metals Waste paper C	Burnable garbage	Non-burnable g Dry batteriesA・B	Burnable garbage	Waste paper B
16	17	18	19	20	21	22
	Burnable garbage	Cans Waste paper A	Burnable garbage	Plastic packaging	Burnable garbage	PET bottles Waste paper D
23/30	24	25	26	27	28	29
		Glass bottles Waste paper C	Burnable garbage	Plastic p Dry batteriesC・D	Burnable garbage	

January

sun	mon	tue	wed	thu	fri	sat
				1	2	3
4	5	6	7	8	9	10
	Burnable garbage	Cans Waste paper A	Burnable garbage	Non-burnable g Dry batteriesA・B	Burnable garbage	PET bottles Waste paper D
11	12	13	14	15	16	17
		Metals Waste paper C	Burnable garbage	Plastic packaging	Burnable garbage	Waste paper B
18	19	20	21	22	23	24
	Burnable garbage	Cans Waste paper A	Burnable garbage	Plastic p Dry batteriesC・D	Burnable garbage	PET bottles Waste paper D
25	26	27	28	29	30	31
	Burnable garbage	Glass bottles Waste paper C	Burnable garbage	Non-burnable g	Burnable garbage	

March

sun	mon	tue	wed	thu	fri	sat
1	2	3	4	5	6	7
	Burnable garbage	Cans Waste paper A	Burnable garbage	Plastic packaging	Burnable garbage	Waste paper B
8	9	10	11	12	13	14
	Burnable garbage	Metals Waste paper C	Burnable garbage	Non-burnable g Dry batteriesA・B	Burnable garbage	PET bottles Waste paper D
15	16	17	18	19	20	21
	Burnable garbage	Cans Waste paper A	Burnable garbage	Plastic packaging		Waste paper B
22	23	24	25	26	27	28
	Burnable garbage	Glass bottles Waste paper C	Burnable garbage	Plastic p Dry batteriesC・D	Burnable garbage	PET bottles Waste paper D
29	30	31				
	Burnable garbage	Cans				

【The explanation of terminology and the color】

Burnable garbage	WHITE	
Non-burnable g	RED	Non-burnable garbage
Cans	GREEN	
Glass bottles	YELLOW	
Plastic packaging	TRANSPARENCE	Plastic containers and packaging
PET bottles	BLUE	
Waste paper A・B・C・D AREA		Newspapers, magazines and cardboard etc.
Metals	VIOLET	Metals. Small electric goods. Hard plastic
Dry batteries	ORANGE	

【The collection day of a waste paper, a dry battery and a fluorescent light and the area】

Partition	Waste paper	Dry batteries	The AREA
A AREA	1st, 3rd Tuesdays	2nd Thursdays	八街ほ1～209、ほ210、ほ212～215、ほ211、ほ216～421、ほ422～684、ほ253、ほ599 八街ほ610、ほ611、ほ821～868、ほ969～1026、ほ43～44、八街に1～138、に139～184 八街に185～251、に252～350、に446～463、に464-3、沖渡、大木
B AREA	1st, 3rd Saturdays	2nd Thursdays	八街は、朝日、文達、雁丸、榎戸、泉台
C AREA	2st, 4rd Tuesdays	4th Thursdays	八街ほ685～820、ほ801-1、八街ろ、八街い、富山、大関、みどり台、希望ヶ丘
D AREA	2st, 4rd Saturdays	4th Thursdays	八街ほ1028～1049、八街へ、木原 四木、滝台、山田台、沖、大谷流、小谷流、根古谷、岡田、用草、勢田、東吉田、吉倉、砂、上砂



How to Separate and Dispose Garbage

Yachimata City









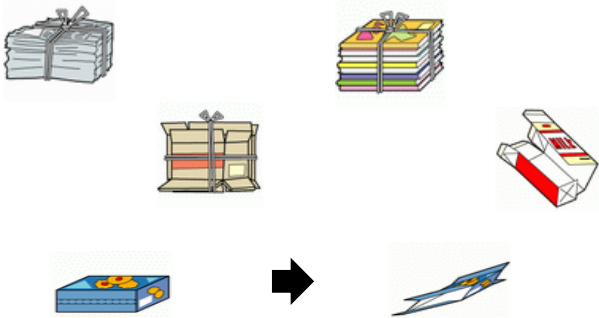


GARBAGE CALENDAR →



clean_c@city.yachimata.lg.jp

☎ 043 - 443 - 6937

Bring the designated bag to the garbage collection site by 8:30. (Up to 5 bags at a time)

The designation bag	The collection day	Illustration
Burnable garbage (WHITE)	Mondays, Wednesdays, Fridays	 Please cut the branches in the garden to 50 cm. (30 centimeters in diameter tied with string)
Non-burnable garbage (RED)	2nd,5th Thursdays	 Glass, pottery bowl, plate, flowerpot Please bring items that do not fit in a bag to the Clean Center.
Cans (GREEN)	1st,3rd,5th Tuesdays	 Empty the spray can (make a hole)
Glass bottles (YELLOW)	4th Tuesdays	 Please separate bottle lids by type.
Plastic containers and packaging (TRANSPARENCE)	1st,3rd,4th Thursdays	 with a plastic mark
PET bottles (BLUE)	2nd,4th Saturdays	 Please remove the lid and label and put it in a bag
Waste paper Newspapers, magazines and cardboard etc.	Twice a month on the area	 Fold the cardboard and tie it with string Tie the books together with a string put the paper in a paper bag
Metals Metals.Small electric goods.Hard plastic (VIOLET)	2nd Tuesdays	 Please remove the batteries from small home appliances Please bring items that do not fit in a bag to the Clean Center.
Dry batteries Fluorescent lights lighter (ORANGE)	Once a month on the area	 Please put the battery in an orange bag or a transparent bag. Please bind the fluorescent lamp with a string. Remove the gas from the lighter and disassemble it.