

2024- 2025 October - March GARBAGE CALENDAR

Yachimata city



Please know trash, put it in a designation bag and take it out to a garbage collection place by 8:30am
How to Separate and Dispose Garbage →



clean_c@city.yachimata.lg.jp

043-443-6937

Sunday or Holiday.

October

sun	mon	tue	wed	thu	fri	sat
		1 Cans Waste paper A	2 Burnable garbage	3 Plastic packaging	4 Burnable garbage	5 Waste paper B
6	7 Burnable garbage	8 Metals Waste paper C	9 Burnable garbage	10 Non-burnable g Dry batteriesA・B	11 Burnable garbage	12 PET bottles Waste paper D
13	14	15 Cans Waste paper A	16 Burnable garbage	17 Plastic packaging	18 Burnable garbage	19 Waste paper B
20	21 Burnable garbage	22 Glass bottles Waste paper C	23 Burnable garbage	24 Plastic p Dry batteriesC・D	25 Burnable garbage	26 PET bottles Waste paper D
27	28 Burnable garbage	29 Cans	30 Burnable garbage	31 Non-burnable g		

December

sun	mon	tue	wed	thu	fri	sat
1	2 Burnable garbage	3 Cans Waste paper A	4 Burnable garbage	5 Plastic packaging	6 Burnable garbage	7 Waste paper B
8	9 Burnable garbage	10 Metals Waste paper C	11 Burnable garbage	12 Non-burnable g Dry batteriesA・B	13 Burnable garbage	14 PET bottles Waste paper D
15	16 Burnable garbage	17 Cans Waste paper A	18 Burnable garbage	19 Plastic packaging	20 Burnable garbage	21 Waste paper B
22	23 Burnable garbage	24 Glass bottles Waste paper C	25 Burnable garbage	26 Plastic p Dry batteriesC・D	27 Burnable garbage	28 PET bottles Waste paper D
29	30	31				

February

sun	mon	tue	wed	thu	fri	sat
						1 Waste paper B
2	3 Burnable garbage	4 Cans Waste paper A	5 Burnable garbage	6 Plastic packaging	7 Burnable garbage	8 PET bottles Waste paper D
9	10 Burnable garbage	11 Metals Waste paper C	12 Burnable garbage	13 Non-burnable g Dry batteriesA・B	14 Burnable garbage	15 Waste paper B
16	17 Burnable garbage	18 Cans Waste paper A	19 Burnable garbage	20 Plastic packaging	21 Burnable garbage	22 PET bottles Waste paper D
23	24	25 Glass bottles Waste paper C	26 Burnable garbage	27 Plastic p Dry batteriesC・D	28 Burnable garbage	

November

sun	mon	tue	wed	thu	fri	sat
					1 Burnable garbage	2 Waste paper B
3	4	5 Cans Waste paper A	6 Burnable garbage	7 Plastic packaging	8 Burnable garbage	9 PET bottles Waste paper D
10	11 Burnable garbage	12 Metals Waste paper C	13 Burnable garbage	14 Non-burnable g Dry batteriesA・B	15 Burnable garbage	16 Waste paper B
17	18 Burnable garbage	19 Cans Waste paper A	20 Burnable garbage	21 Plastic packaging	22 Burnable garbage	23 PET bottles Waste paper D
24	25 Burnable garbage	26 Glass bottles Waste paper C	27 Burnable garbage	28 Plastic p Dry batteriesC・D	29 Burnable garbage	30

January

sun	mon	tue	wed	thu	fri	sat
			1	2	3	4 Burnable garbage Waste paper B
5	6 Burnable garbage	7 Cans Waste paper A	8 Burnable garbage	9 Non-burnable g Dry batteriesA・B	10 Burnable garbage	11 PET bottles Waste paper D
12	13	14 Metals Waste paper C	15 Burnable garbage	16 Plastic packaging	17 Burnable garbage	18 Waste paper B
19	20 Burnable garbage	21 Cans Waste paper A	22 Burnable garbage	23 Plastic p Dry batteriesC・D	24 Burnable garbage	25 PET bottles Waste paper D
26	27 Burnable garbage	28 Glass bottles Waste paper C	29 Burnable garbage	30 Non-burnable g	31 Burnable garbage	

March

sun	mon	tue	wed	thu	fri	sat
						1 Waste paper B
2	3 Burnable garbage	4 Cans Waste paper A	5 Burnable garbage	6 Plastic packaging	7 Burnable garbage	8 PET bottles Waste paper D
9	10 Burnable garbage	11 Metals Waste paper C	12 Burnable garbage	13 Non-burnable g Dry batteriesA・B	14 Burnable garbage	15 Waste paper B
16	17 Burnable garbage	18 Cans Waste paper A	19 Burnable garbage	20	21 Burnable garbage	22 PET bottles Waste paper D
23/30	24/31	25 Glass bottles Waste paper C	26 Burnable garbage	27 Plastic p Dry batteriesC・D	28 Burnable garbage	29

【The explanation of terminology and the color】

Burnable garbage	WHITE	
Non-burnable g	RED	Non-burnable garbage
Cans	GREEN	
Glass bottles	YELLOW	
Plastic packaging	TRANSPARENCE	Plastic containers and packaging
PET bottles	BLUE	
Waste paper A・B・C・D AREA		Newspapers,magazines and cardboad etc.
Metals	VIOLET	Metals.Small electric goods.Hard plastic
Dry batteries	ORANGE	

【The collection day of a waste paper,a dry battery and a fluorescent light and the area】

Partition	Waste paper	Dry batteries	The AREA
A AREA	1st,3rd Tuesdays	2nd Thursdays	八街ほ1~209、ほ210、ほ212~215、ほ211、ほ216~421、ほ422~684、ほ253、ほ599 八街ほ610、ほ611、ほ821~868、ほ969~1026、ほ43~44、八街に1~138、に139~184 八街に185~251、に252~350、に446~463、に464-3、沖渡、大木
B AREA	1st,3rd Saturdays	2nd Thursdays	八街は、朝日、文達、雁丸、榎戸、泉台
C AREA	2st4rd Tuesdays	4th Thursdays	八街ほ685~820、ほ801-1、八街ろ、八街い、富山、大関、みどり台、希望ヶ丘
D AREA	2st4rd Saturdays	4th Thursdays	八街ほ1028~1049、八街へ、木原 四木、滝台、山田台、沖、大谷流、小谷流、根古谷、岡田、用草、勢田、東吉田、吉倉、砂、上砂



How to Separate and Dispose Garbage

Yachimata City

GARBAGE CALENDAR →









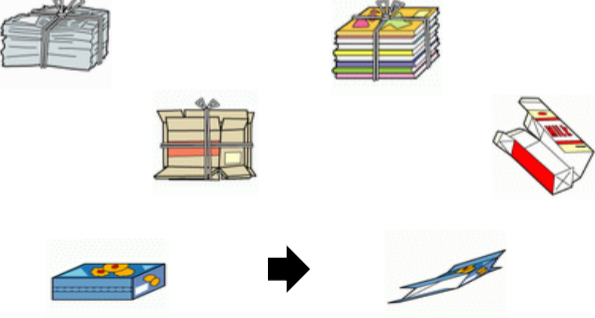




clean_c@city.yachimata.lg.jp

☎ 043 - 443 - 6937



Bring the designated bag to the garbage collection site by 8:30. (Up to 5 bags at a time)

The designation bag	The collection day	Illustration
Burnable garbage (WHITE)	Mondays, Wednesdays, Fridays	 <p>Please cut the branches in the garden to 50 cm. (30 centimeters in diameter tied with string)</p>
Non-burnable garbage (RED)	2nd,5th Thursdays	 <p>Glass, pottery bowl, plate, flowerpot Please bring items that do not fit in a bag to the Clean Center.</p>
Cans (GREEN)	1st,3rd,5th Tuesdays	 <p>Empty the spray can (make a hole)</p>
Glass bottles (YELLOW)	4th Tuesdays	 <p>Please separate bottle lids by type.</p>
Plastic containers and packaging (TRANSPARENCY)	1st,3rd,4th Thursdays	  <p>with a plastic mark</p>
PET bottles (BLUE)	2nd,4th Saturdays	  <p>Please remove the lid and label and put it in a bag</p>
Waste paper Newspapers, magazines and cardboard etc.	Twice a month on the area	 <p>Fold the cardboard and tie it with string Tie the books together with a string put the paper in a paper bag</p>
Metals Metals.Small electric goods.Hard plastic (VIOLET)	2nd Tuesdays	 <p>Please remove the batteries from small home appliances Please bring items that do not fit in a bag to the Clean Center.</p>
Dry batteries Fluorescent lights lighter (ORANGE)	Once a month on the area	 <p>Please put the battery in an orange bag or a transparent bag. Please bind the fluorescent lamp with a string. Remove the gas from the lighter and disassemble it.</p>