





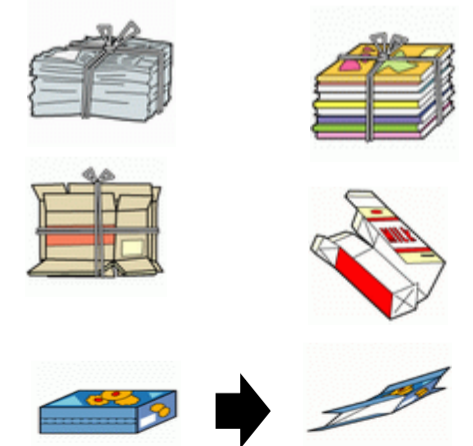



# How to Separate and Dispose Garbage

Yachimata city

The designation bag	The collection day	Illustration
<p>Burnable garbage (WHITE)</p>	<p>Mondays, Wednesdays, Fridays</p>	
<p>Non-burnable garbage (RED)</p>	<p>2nd,5th Thursdays</p>	
<p>Cans (GREEN)</p>	<p>1st,3rd,5th Tuesdays</p>	
<p>Glass bottles (YELLOW)</p>	<p>4th Tuesdays</p>	
<p>Plastic containers and packaging (TRANSPARENCE)</p>	<p>1st,3rd,4th Thursdays</p>	
<p>PET bottles (BLUE)</p>	<p>2nd,4th Saturdays</p>	
<p>Waste paper Newspapers, magazines and cardboard etc.</p>	<p>Twice a month on the area</p>	
<p>Metals Metals.Small electric goods.Hard plastic (VIOLET)</p>	<p>2nd Tuesdays</p>	
<p>Dry batteries Fluorescent lights (ORANGE)</p>	<p>Once a month on the area</p>	